
A Song for Mary Anning

Everything you need to Sing & Sign
Suitable for KS2 (7–11yrs)
Solo / Pairs / Choirs / Class Groups



ELECTRIC VOICE THEATRE

Registered charity no.1194881

Patrons: Judith Weir *Master of the King's Music;*

Professor Uta Frith *DBE FBA FMedSci FRS*

A Song for Mary Anning

Created from the winning entries of the 2022 Mary Anning Children's Song Competition for the unveiling ceremony of the statue by sculptor Denise Dutton of Palaeontologist Mary Anning (1799 – 1847) on May 21st 2022 in Lyme Regis commissioned by Mary Anning Rocks



Table of Contents

1. Introduction	page 3
2. Sound & Video Files	page 4
3. Words	page 5 & 6
4. Music Score	page 7 - 10
5. Learning Guide	page 11
6. Extension Ideas	page 12
7. Recommended Science Books & Links	page 12

All Sound & Video material can be accessed on this page
<https://www.electricvoicetheatre.co.uk/a-song-for-mary-anning/>

[electricvoicetheatre.co.uk](https://www.electricvoicetheatre.co.uk) [minervascientifica.co.uk](https://www.minervascientifica.co.uk)



Minerva Scientifica

A Song for **Mary Anning**

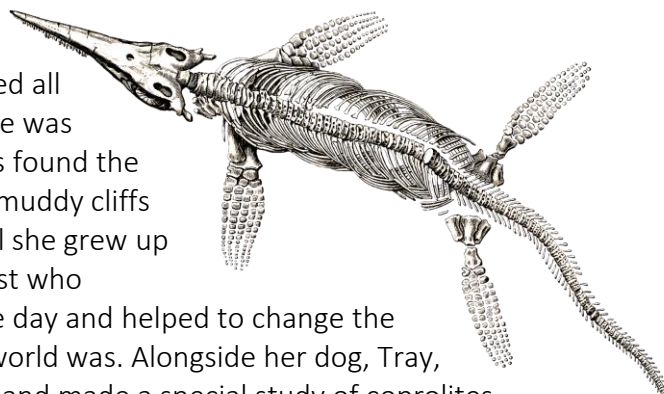
1. Introduction

Hi – my name is Frances and I’ve been working with lots of my friends and children from primary schools all over England, to make this song about palaeontologist Mary Anning which I hope you will learn to sing too, and even write your own verses.



Who Was Mary Anning?

Mary Anning was born in Lyme Regis on the south coast of Dorset in 1799 where she lived all her life in a little house by the sea. When she was only 12 years old she and her brother James found the complete skeleton of an ichthyosaur in the muddy cliffs nearby. Despite hardly any lessons at school she grew up to become a really important palaeontologist who influenced many of the great thinkers of the day and helped to change the way Victorians thought about how old the world was. Alongside her dog, Tray, she found many more extraordinary fossils, and made a special study of coprolites (fossilized poo!). She didn’t receive the recognition she deserved and lived a very hard life, but we now remember her as a great female pioneer. You can find out a lot more about her by visiting her page on our website <https://minervascientifica.co.uk/mary-anning/> - you’ll find loads more about other women in science and music there too.



What does a palaeontologist do?

Like Mary Anning, modern palaeontologists search for fossils of animals and plants that died out millions of years ago. They often have to work very hard to get them out of the rocks, then they draw or photograph them, study where they were found and work out how they fit in to the long long story of planet earth. Anyone can look for fossils and you can find out more about them on [this link from the Natural History Museum in London](#).


The Song!

The song was made out of the winning entries for our song competition in 2022. The composers were aged from 5 – 11 years and all had worked hard to find out lots about Mary Anning and why we should remember her.

Now you can learn the song using all the materials we’ve prepared for you – and there’s lots of different ways, including your own! BUT – if you need help, Frances can help you sing it really well if you follow her voice on the Listen & Repeat Sound Recordings. You will find the words and the music too written out for you, and a track with just the accompaniment – oh and don’t forget to learn some of the BSL signs with from the video. Let us know if you perform it – we’d love to hear you sing this Song for Mary Anning .

You’ll find everything you need on the following pages – and if there is anything else – just let us know!

2. Sound & Video Files



There is a wealth of sound and video material on our website page which will help you learn the song, you can just sing-along or learn and perform it yourself using these tracks. You can go to the page using this link (click or copy & paste into your browser) <https://www.electricvoicetheatre.co.uk/a-song-for-mary-anning/>

1. **A Song for Mary Anning (with text) – YouTube Video**
https://youtu.be/SHX4L2_AYyM
2. **Sound recordings:-**
 - a. **Warm Ups** – get ready to sing!
 - b. **A Song for Mary Anning - THE COMPLETE SONG** - Sing-along with Frances
 - c. **A Song for Mary Anning - LISTEN AND REPEAT, 5 x learning tracks**
 - i. A Song for Mary Anning - LISTEN AND REPEAT Intro & Chorus
 - ii. A Song for Mary Anning - LISTEN AND REPEAT Verse 1
 - iii. A Song for Mary Anning - LISTEN AND REPEAT Verse 2
 - iv. A Song for Mary Anning - LISTEN AND REPEAT Verse 3
 - v. A Song for Mary Anning - LISTEN AND REPEAT Verse 4
 - d. **A Song for Mary Anning – ACCOMPANIMENT ONLY** – you can use this to practice and perform the song once you know it.
3. **BSL VIDEO – A Song for Mary Anning - THE COMPLETE SONG** – Frances sings and signs the song with a British Sign Language Interpreter. You can learn the signs and use them when you perform it. This is a zoom recorded video.

3. Words

A Song for Mary Anning

INTRO (*Cohen Baulch age 9*)

Once upon a time there was a Mary
And her dog, and her dog was named Tray

Lyme Regis was her home town
Her home town, her home town, her home town

CHORUS (*Year 3, Newton Poppleford Primary School*)

Oh Mary Anning, on the cliffs of Lyme Regis
Oh Mary Anning, Mary Anning

VERSE 1 (*Sarah Mirkin age 8*)

A survivor of lightning before she hit two
She'd grow to crack secrets of dinosaur poo
Shillings and pennies, bread loaves were few
To eat she'd sell fossils ('snake stones' and 'angels wings')
To Tom, Dick and You!

CHORUS

Oh Mary Anning, on the cliffs of Lyme Regis
Oh Mary Anning, Mary Anning

VERSE 2 (*Mabel Slade age 11*)

She had to make her way,
With her dog called Tray,
And her cabinet of curiosities
She was such a pioneer,
For women far and near
Now it's time for more,
Recognition than before

CHORUS

Oh Mary Anning, on the cliffs of Lyme Regis
 Oh Mary Anning, Mary Anning

VERSE 3 (*Class 1, Hawkchurch Church of England Primary School*)

We're still learning from Mary Anning
 The greatest fossil hunter of all time.
 We're still learning from Mary Anning
 The greatest fossil hunter of all time.

CHORUS

Oh Mary Anning, on the cliffs of Lyme Regis
 Oh Mary Anning, Mary Anning

VERSE 4 (*Beech Class, Payhembury Primary School*)

Mary Anning was a palaeontologist,
 Hard-working, determined and brave.
 As a child she survived a lightning strike,
 Then weathered the storms of poverty and hunger.
 Mary went searching, hunting for fossils,
 In the jagged rocks and the mud of the cliffs.
 She always had a basket and a hammer,
 And her little dog Tray at her side.

CHORUS

Oh Mary Anning, on the cliffs of Lyme Regis
 Oh Mary Anning,
 Oh Mary Anning,
 Oh Mary Anning,
 Mary Anning



Mary Anning's Statue
 by sculptor
Denise Dutton
 In Lyme Regis



A Song for Mary Anning

4. Music Score

7

*A medley created from the winning entries of the
electric voice theatre
Mary Anning Song Competition 2022*

, Sarah Mirkin
Class 1 Hawkchurch CofE Primary School
Beech Class Payhembury Primary School

INTRO $\text{♩} = 70$

Cm B \flat Cm E \flat

Once u-pon a time there was a Ma - ry and her

5 A \flat maj7 B \flat Cm Cm

dog and her dog was named Tray Lyme Re - gis was her home.

8 E \flat A \flat maj7 B \flat G7

town Her home town her home town her home town

CHORUS $\text{♩} = 52$

C F C/G Am C/G

Oh Ma-ry An ning, on the cliffs of Lyme Re - gis Oh Ma-ry An ning, Ma-ry

14 Csus $\frac{4}{G}$ G7 C

An - - - ning!

VERSE 1

A sur -

Copyright © electric voice theatre 2022

A Song for Mary Anning

16 $\text{♩} = 48$

Am F Am D E

vi - vor of light - ning be - fore she hit two She'd grow to crack se - crets of di - no - saur poo

20 Am F Em Am

Shil - lings and pen - nies, bread loaves were few To eat she'd sell fos - sils.....

23 Fmaj⁷ Dm/G G⁷

snake stones and an - gels wings to Tom, Dick and YOU!

CHORUS

27 $\text{♩} = 48$ C F C/G Am

Oh Ma - ry An - ning, on the cliffs of Lyme Re - gis

29 C/G Csus⁴/G G⁷ C

Oh Ma - ry An ning, Ma - ry An - - - ning,!

VERSE 2

32 $\text{♩} = 65$ F C/E B^b/D

She had to make her way, With her dog called Tray, And her ca - bi -

35 Csus⁴ C F C/E

net of cu - ri - o - si - ties She was such a pi - o - neer, For wo - men far and

38 B^b/D Csus⁴ C G⁷ rit. . . .

near, Now its time for more, Re - cog - ni - tion than be - fore,

CHORUS

41 $\text{♩} = 52$

Oh Ma - ry An - ning, on the cliffs of Lyme Re - gis

43

Oh Ma-ry An ning, Ma-ry An - - - ning!

VERSE 3

46 *Clap along*

We're still learn-ing from Ma - ry Ann-ing, The great-est foss-il hun-ter of all time

CHORUS

48 $\text{♩} = 52$

Oh Ma - ry An - ning, on the cliffs of Lyme Re - gis

50

Oh Ma-ry An ning, Ma-ry An - - - ning!

VERSE 4

53

Ma - ry Ann-ing was a pa-lae-on-to - log-ist, Hard wor-king, de-ter-mined and brave.

55

As a child she sur-vided a light-ning strike, Then wea-thered the storms of po-ver-ty and hun-ger.

58

Ma-ry went sear - ching, hun-ting for fos - sils, In the jag-ged rocks and the mud of the cliffs. She

60

al-ways had a bas-ket and a ham-mer, And her lit-tle dog Tray at her side.

rit.

CHORUS

62 $\text{♩} = 50$ C/G F C/G Am

Oh Ma - ry An - ning, — on the cliffs of Lyme Re - gis

64 C/G C/G C/G

Oh Ma-ry An ning, — Oh Ma-ry An ning, — Oh Ma - ry An ning, —

67 Csus⁴/G G⁷ C

Ma - ry An - - ning!

The image shows a musical score for a song. It consists of three systems of music. The first system starts at measure 62 with a tempo of quarter note = 50. It features a 4/4 time signature and a key signature of one flat. The melody is written on a treble clef staff. The lyrics are 'Oh Ma - ry An - ning, — on the cliffs of Lyme Re - gis'. Above the staff are guitar chord diagrams for C/G, F, C/G, and Am. The second system starts at measure 64 with a tempo of quarter note = 48. The lyrics are 'Oh Ma-ry An ning, — Oh Ma-ry An ning, — Oh Ma - ry An ning, —'. Above the staff are guitar chord diagrams for C/G, C/G, and C/G. The third system starts at measure 67. The lyrics are 'Ma - ry An - - ning!'. Above the staff are guitar chord diagrams for Csus⁴/G, G⁷, and C. The score ends with a double bar line.

5. Learning Guide

You will have your own ideas about how best to use the materials but these suggestions may help, particularly if you are not confident to lead singing with your group (TIP! - the recordings will do this for you!)

All Sound & Video material can be accessed on this page
<https://www.electricvoicetheatre.co.uk/a-song-for-mary-anning/>

1. Watch the YouTube video of the animated film of ***A Song for Mary Anning***, and ask pupils to try to remember everything they learn from it about Mary Anning.
2. Discuss **Mary Anning** (you'll find out more about her on this [link](#)) – see how much of her story everyone can tell. Ask questions about why she was important, see if you can pinpoint her most amazing achievements, and how she was treated while she was alive. There are some suggestions further down about books you can read about her and about palaeontology
3. Get everyone on their feet and Play the **Warm Ups** track before every session – it has special Mary Anning exercises to develop voices!
4. Learn to sing the song really well – either use the **LISTEN AND REPEAT** sound files or if you are able to do it yourself you can use the **Music Score** with guitar/piano chords on page 7.

NB - you can use the **SONG WORDS** (page 5) at this point but consider learning the chorus by rote (with actions!) and assign the verses to different groups/pairs/solos eg:- there are 4 Verses and an Intro that could be assigned. Each group would remember their verse only and use actions, ideally from the BSL video (but they can make up their own too!), to lead the rest of the group - and all would join in the chorus of course!

5. Watch the **BSL VIDEO** and join in with the signing – you can follow Frances if you are not used to doing this – or our BSL Interpreter if you are!
6. When you are ready, sing along with **THE COMPLETE SONG** track
7. Once they are familiar with the song they may like to try it without me! So use the **ACCOMPANIMENT ONLY** or play it on guitar or keyboard and see how you get on.





6. Extension Ideas

GO FURTHER!

1. Have a special event near Anning's Birthday on May 21st to honour her and perform the song and get the audience to join in. You can tell her story and make some fossils!
2. Make up your own verse/verses about Mary Anning – you'll notice that the verses all have different tunes so you can make up your own too.
3. Once you've learnt the song, do let us know when you will perform it (and if you make up a verse, or a poem or a story or draw a picture too) – we'd love to see and hear your work! You can email Frances at: frances@electrivoicetheatre.co.uk


7. Recommended Science Books & Links

Palaeontologist Mary Anning (1799 – 1847) Minerva Scientifica
<https://minervascientifica.co.uk/mary-anning/>



Mary Anning
Little People, BIG DREAMS


Stone Girl Bone Girl



Natural History Museum KS2 Rocks, Fossils and Dinosaurs / The Secret of Rocks
<https://www.nhm.ac.uk/schools/teaching-resources/key-stage-2/rocks-fossils-and-dinosaurs.html>



How to make a salt dough ammonite fossil

<https://www.nhm.ac.uk/discover/how-to-make-a-salt-dough-ammonite-fossil.html>



Fossils Sticker Book
<https://www.nhmshop.co.uk/fossils-sticker-book.html>

Where Do Fossils Come From?



Fossils and Paleontology for kids:
Facts, Photos and Fun Children's Fossil Books